






Signlights





Signature Signlights

Signatures range of sign lanterns are synonymous for quality, strength and reliability. With well over 170 years of combined experience, from the traditional to the most up-to-date LED lanterns, Signature offers the freedom of choice in product supply, which suits all budgets without compromising on quality. Each lantern design lends itself easily to be the perfect PFI partner, with their visually appealing profile, excellent light distribution and meeting the regulation criteria set by BSI.

	FEATURES	PRODUCT CODES
	<p>EXLITE DELTA-Type A (IP65)</p> <ul style="list-style-type: none"> • Anti-Vandal Unit c/w Anti-Rotational Fixing and Tamper Proof Access • Cast Aluminium LM6-M • Polyester Powder Coated • LED Option • Solar Option Available • Black Colour Option Available 	<p>EXLITE DELTA-Type A (IP65)</p> <p>ELD-27 - 2 x 7W ELD-28 - 2 x 8W ELD-111 - 1 x 11W ELD-211-M - 2 x 11W Longlife Monitor ELD-LED3 - LED Version</p> <p>Bracketry fitted as standard PECUs available to customer specifications</p>
	<p>EXLITE TITAN-Type A (IP56)</p> <ul style="list-style-type: none"> • Anti-Vandal Unit • Anti-Rotational Fixing • Extruded Aluminium • Polyester Powder Coated • LED Option • Also Available as B Type Option 	<p>EXLITE TITAN-Type A (IP56)</p> <p>EL-T28 - 2 x 8W EL-T28-01 - 2 x 8W c/w S100 X 70lux PECU EL-T111 - 1 x 11W EL-T-LED3 - LED Version</p> <p>Bracketry fitted as standard PECUs available to customer specifications</p>
	<p>EXLITE LA-Type A (IP56)</p> <ul style="list-style-type: none"> • Time Proven A Type Lantern • Available in Polyethylene or Cast Aluminium • Standard Outreach 175mm • Anti Rotational Bracketry Fixing • LED Option 	<p>EXLITE LA-Type A (IP56)</p> <p>EL-LA428 - 2 x 8W - Poly EL-LA128 - 2 x 8W - Cast Aluminium EL-LA111 - 1 x 11W - Cast Aluminium EL-LA1211-M - 2 x 11W - Longlife Monitor EL-LA-LED3 - LED Version</p> <p>PECUs available to customer specifications</p>
	<p>EXLITE SIGNLITE-Type A (IP56)</p> <ul style="list-style-type: none"> • Time Proven Lantern • Available in Polyethylene or Cast Aluminium • Standard Outreach 300mm 	<p>EXLITE SIGNLITE-Type A (IP56)</p> <p>EL-S28PY - 2 x 8W - Poly EL-S28CA - 2 x 8W - Cast Aluminium EL-S111CA - 1 x 11W - Cast Aluminium</p> <p>Monitor Version Available PECUs available to customer specifications</p>
	<p>EXLITE-Type A (IP56)</p> <ul style="list-style-type: none"> • Cast Aluminium Body • Polyester Powder Coated • Standard Outreach 300mm 	<p>EXLITE-Type A (IP56)</p> <p>EL-27CA - 2 x 7W - Cast Aluminium EL-28CA - 2 x 8W - Cast Aluminium</p> <p>PECUs available to customer specifications</p>


Signature Baselights

Signature's level of commitment to innovation in product application is seen from both its historic and new product ranges. The use of the 2 x PL11W long life (Patent GB2287309) Monitor system offers the user a sign lantern that gives up to 4 years without lamp changes. With product guarantees from our suppliers, together with high IP ratings; maintenance and running costs are reduced dramatically.

	FEATURES	PRODUCT CODES
	<p>MAJORLITE T8 (L8)-Type B (IP56)</p> <ul style="list-style-type: none"> • End to End Lamp Configuration • Anti-Vandal Option • Extruded Aluminium Body • Standard Outreach 600mm • Black Colour Option Available 	<p>MAJORLITE T8 (L8)-Type B (IP56)</p> <p>ML-T8-PA - 2 x 8W ML-T8-PA - 2 x 11W PECUs available to customer specifications</p>
	<p>MAJORLITE LB-Type B (IP56)</p> <ul style="list-style-type: none"> • End to End Lamp Configuration • Available Polythene (LB1) or Cast Aluminium (LB3) Option • Standard Outreach 600mm 	<p>MAJORLITE LB-Type B (IP56)</p> <p>ML-TB128 - 2 x 8W - Poly ML-LB1211 - 2 x 11W - Poly ML-LB328 - 2 x 8W Aluminium ML-LB3211 - 2 x 11W Aluminium PECUs available to customer specifications</p>
	<p>MAJORLITE T218-Type D (IP56)</p> <ul style="list-style-type: none"> • Side by Side Lantern Configuration • D and E type Lanterns • 14 SWG Aluminium • Hinged Lid • 650mm Standard Length Arm 	<p>MAJORLITE T218-Type D (IP56)</p> <p>ML-T218-PA - (Type D) 2 x 18W Standard Unit ML-T236 - (Type E) 2 x 36W Standard Unit PECUs available to customer specifications</p>
	<p>MAJORLITE LD3-Type D (IP56)</p> <ul style="list-style-type: none"> • Side by Side Lantern Configuration • D-Type Lantern • Pressed Aluminium • Hinged Lid • 650mm Standard Length Arm 	<p>MAJORLITE LD - Type D (IP56)</p> <p>ML-LD3218 - 2 x 18W PECUs available to customer specifications</p>

All cast or extruded aluminium signlights and floodlights have independent lamp circuits, power correction factor >0.9 lagging. Supply, connection and Earth complies with BS4533 section 2.5. For all painted lanterns, Signature has its own paint-line and can, in addition to the standard Aircraft Grey, offer other colours to customer specification. All standard units are cleaned, primed and polyester powder coated to BS381C: 1980 - Aircraft Grey.

Signlights



FEATURES	PRODUCT CODES
OVERHEAD & UPWARDS FLOODLIGHTS (IP56) <ul style="list-style-type: none"> • Die-Cast Aluminium Body • Hinged Cover Access • Toughened Sealed Lens • Independent Lamp Circuits • Anti-Vandal Screen Option • 200 - 240V 50Hz 1 Phase, 3 Wire 	OVERHEAD & UPWARDS FLOODLIGHTS (IP56) FLO-250 - 2 X 50W FLO-280 - 2 X 80W FLO-2125 - 2 X 125W FLU-250 - 2 X 50W FLU-250 - 2 X 80W FLU-2125 - 2 X 125W
PEDESTAL FIXING Optional pedestal c/w GRP Std 2 x 250W & 2 x 400W Control Box - no base post necessary and pre-wired for lower installation costs Photocell options available - ask our sales office for assistance with 2 x 400W floodlight	FLU-2250 - 2 X 250W FLU-2400 - 2 X 400W Standard Outreach - 1200mm 2 x 125W - 1800mm 76mm standard saddle bracket Galvanised Steel BS729 - painted grey

Lantern Type	Nominal Width of Sign (meters)								Nominal Height of Sign (meters)					
	1	1.5	2	2.5	3	3.5	4	4.5		5	5.5	6	6.5	7
	Up to 1m	Up to 2m	Up to 3m	Up to 4m	Up to 5m	Up to 6m	Up to 7m	Over 7m						
A Type	1	2	3	4	5	6	7	0.76						
B Type	1	2	3	4				1.37						
D Type	1	2	3	4				1.52						
E Type	1	2	3					2.13						

Overhead and Upward Floodlights			
2 x 50W	1	2	3.05
2 x 80W	1	2	3.66
2 x 125W	1		4.57
2 x 250W	1		6.10
2 x 400W	1		7.01

Numbers shown in the blocks denote the number of units types required to light up the required sign size

Signature® Limited



Signature Ltd Head Office
 Signature House
 51 Hainge Rd, Tividale,
 Oldbury B69 2NY
 Tel: 0121 557 0234
 Fax: 0121 557 0995
 Email: sales@signatureltd.com
 Web: www.signatureltd.com

Scottish Sales Office
 Dee-Organ,
 Unit 4 Inchinnan Business Park,
 Newmains Avenue, Inchinnan,
 Renfrew, Renfrewshire PA4 9RR
 Tel: 0141 8125121
 Fax: 0141 8125125
 Web: www.dee-organ.co.uk

John Wilkinson
 10 Parkers Close
 Downton Business Centre
 Salisbury, Wiltshire, SP5 3RB
 Tel: 0870 777 2792
 Fax: 0870 777 2793
 Email: sales@johnwilkinsonltd.com
 Web: www.johnwilkinsonltd.com

Post + Column Ltd
 Road 4, Winsford Industrial Estate,
 Winsford, Cheshire,
 CW7 3RS
 Tel: 01606 550502
 Fax: 01606 550857
 Email: info@postandcolumn.co.uk
 Web: www.postandcolumn.co.uk

