








Baselights

Signature Baselights

Signature Baselights are built to meet or exceed British Standards regulations and sealed to IP67 rating. Through flexibility on product supply, all bases have their own unique applications with options such as photocells and 24V AC. Incorporated into every unit are features such as a UV stabilised Polycarbonate lens, large internal capacity and multiple cable options. Signature are proud of its ability to provide enhanced safety and reduced maintenance through innovations such as LED illuminated retrofit gear trays.

	FEATURES	PRODUCT CODES
	<p>BUDGET (PF94/BBL)</p> <ul style="list-style-type: none"> • 3mm Galvanised Mild Steel Base • Domed or Flat Glazed Option • Bolt Down or Hinged Lid Option • Available 2 x PL11 watt, 3 x PL11 watt, 24V AC and LED • 2 x 25mm Cable Gland & Blank—Front Located • Suits all industry standard bollards 	<p>BUDGET (PF94/BBL)</p> <p>BL-B-211-H-F - 2 x PL11 watt Hinged Lid Flat Glazed</p> <p>BL-B-211-BD-RW - 2 x PL11 watt Bolt Down Raised Window</p> <p>BL-B-311-BD-RW - 3 x 11PL watt Bolt Down Raised Window</p>
	<p>BLBASE12</p> <ul style="list-style-type: none"> • 3mm Galvanised Mild Steel Base • Flat Glazed • Hinged Lid • Available 2 x PL11 watt, 3 x PL11 watt, 24V AC • 2 x 25mm Cable Holes Front and Side Location 	<p>BLBASE12</p> <p>BL-BASE12 - 2 x PL11 watt</p> <p>BL-BASE10 - 3 x PL11 watt</p> <p>BL-BASE12-24V - 2 x PL11 watt—24V AC</p>
	<p>LED BASELIGHT/ LED GEAR TRAY</p> <ul style="list-style-type: none"> • Retrofit gear tray can be placed into existing Baselights • LED option is available for any of the Baselights we offer • Energy efficient and environmentally friendly 	<p>LED GEAR TRAY</p> <p>BLA-S-LED-D-GT - LED Baselight</p> <p>BLA-B-LED-D-07-GT - LED Baselight with Photocell</p>
	<p>CITYBASE</p> <ul style="list-style-type: none"> • 3mm Galvanised Mild Steel Base • Flat Glazed • Hinged Lid • Available 2x PL11 watt, 24V AC • Manufactured to suit Cityflex Bollard Shell • 2 x 25mm Cable Holes Front and Side Location 	<p>CITYBASE</p> <p>BL-BASE35 - 2 x PL11 watt</p> <p>BL-BASE37 - 2 x PL11 watt c/w Selc 101B Pecu</p> <p>BL-BASE35-24V - 2 x PL11 watt—24V AC</p> <p>BL-BASE44 - 2 x PL11 watt—Conv.</p>
	<p>SUREBASE</p> <ul style="list-style-type: none"> • 3mm Galvanised Mild Steel Base • Flat Glazed • Hinged Lid • Available 2 x PL11 watt 24V AC • Manufacture to suit Sureflex Bollard Shell • 2 x 25mm Cable Holes Front and Side Location 	<p>SUREBASE</p> <p>BL-BASE27 - 2 x PL11 watt</p> <p>BL-BASE26 - 2 x PL11 watt c/w Selc 101B Pecu</p> <p>BL-BASE27-24V - 2 x PL11 watt—24V AC</p>

Signature Baselights

Signature's Cast Aluminium and Mild Steel Galvanised baselights offer the freedom of choice in product selection, thereby offering our customers the best value, low long-term maintenance and energy saving solutions.

For more information please contact our sales office.

FEATURES

PRODUCT CODES



SUPERIOR

- LM6-M Cast Aluminium Alloy (one piece body)
- Domed 5mm UV Stabilised Polycarbonate
- Single or Double Lid Fixing Point
- Available 2 x PL11 watt, 3 x PL11 watt, 24V AC and LED
- Twin Turretts (25mm/25mm) Front & Rear as Standard

SUPERIOR

- BL-S-211-H - 2 x PL11 watt
- BL-S-211-24V-H - 2 x PL11 watt—24V AC
- BL-S-311-H - 3 x PL11 watt
- BL-S-LED-D-H - LED Base
- BL-S-211-07-H - 2 x 11PL watt c/w Lowlite



PREMIUM (Sig98)

- LM6- M Cast Aluminium Alloy
- Raised or Flat Windows
- Bolt Down Lid
- Available 2 x PL11 watt, 3 x PL11 watt, 24V AC and LED
- Twin Turretts (25mm/25mm) Front and Rear as Standard

PREMIUM (Sig98)

- BL-PBD-211-F - 2 x PL11 watt Flat Glazed
- BL-PBD-211-24V-D - 2 x PL11 watt—24V AC Domed
- BL-PBD-311-D - 3 x PL11 watt Domed Glazed
- BL-PBD-LED-D-F - LED Base Flat Glazed
- BL-PBD-07-F - 2 x 11PL watt c/w Lowlite



QUICK RELEASE

- LM6-M Cast Aluminium Alloy
- Raised and Flat Window
- Patented GB2334986B
- Available 2 x PL11 watt, 3 x PL11 watt, 24V AC and LED
- Twin Turretts (25mm/25mm) Front and Rear as Standard
- Suits all industry standard bollards

QUICK RELEASE

- BL-QA-211 - 2 x PL11 watt Flat Glazed
- BL-QA-311 - 3 x PL11 watt Flat Glazed
- BL-QA-211-24V - 3 x 11PL 24V AC




CONVERSION BL43

- 3mm Galvanised Mild Steel Conversion Base
- Manufactured to fit BLBASE01 Frame
- Flat Glazed
- Hinged Window
- Available 2 x PL11 watt, 24V AC
- Suits all industry standard bollards

CONVERSION BL43

- BL-BASE43 - 2 x PL11 watt Flat Glazed
- BL-BASE45 - 3 x PL11 watt Flat Glazed
- BL-BASE01 - Galvanised Steel Frame to suit BLBASE44






SURFACE

- 3mm Galvanised Mild Steel Base
- Flat Glazed
- Slimline robust surface mounted baselight
- Cost effective solution for use with existing ragbolt fixings, requires little or no excavation
- Available 2 x PL11 watt, 24V AC

SURFACE

- BL-SUR-211-F - 2 x PL11 watt Flat Glazed

Baselights

	FEATURES	PRODUCT CODES
	SUPERBASE <ul style="list-style-type: none"> Premium base c/w LED Gear Tray and Beacon Flasher Unit which is activated in the event of bollard removal or knock down. LM6- M Cast Aluminium Alloy Raised or Flat Window Twin Turrets (25mm/25mm) Front and Rear as Standard 	SUPERBASE <p>BL-SB-211-HAZ - 2 x PL11 lamps c/w Hazard Beacon Flasher Unit</p> <p>BL-SB-311-HAZ - 3 x PL11 lamps c/w Hazard Beacon Flasher Unit</p>
	SAFEBASE <ul style="list-style-type: none"> Premium Base c/w LED Gear Tray and Beacon Flasher Unit which is activated in the event of bollard removal or knock down. LM6- M Cast Aluminium Alloy Raised or Flat Window Twin Turrets (25mm/25mm) Front and Rear as Standard 	SAFEBASE <p>BL-SFB-LED-HAZ - 12 LED gear tray c/w Hazard Beacon Flasher Unit</p>
	ELITE (MARK III) <ul style="list-style-type: none"> LM6-M Cast Aluminium Bolt Down lid 3mm Mild Steel Galvanised Body Domed Window Factory Fitted U-Bolts as Standard 2 x 25mm Blank – Front Located 	ELITE (MARK III) <p>BL-E-211-BD - 2 x PL11 watt</p> <p>BL-E-211-24V-H - 2 x PL11 watt—24V AC</p> <p>BL-E-311-H - 3 x PL11 watt c/w Lowlite Pecu</p>

Signatures ability to produce products that meet with the approval of the most discerning engineers ensures that we can continuously improve our range and provide up-to-date tailor-made solutions.

The LED options are now even better in providing both an effective and efficient method of illumination. With the increase in demand for improved performance, reduced installation costs, low maintenance and energy saving solutions, Signature have extended its research and development facilities thereby demonstrating its long term commitment to our customers for many years to come.

BASELIGHT ACCESSORIES

PL11 Watt Lamps
 Pins (Nylon or Steel)
 Pecu's
 Drilled for Duct Box
 Nuts and Bolts
 240V-24V Transformers

Signature® Limited



Signature Ltd Head Office

Signature House
 51 Hainge Rd, Tividale,
 Oldbury B69 2NY
 Tel: 0121 557 0234
 Fax: 0121 557 0995
 Email: sales@signatureltd.com
 Web: www.signatureltd.com

Scottish Sales Office

Dee-Organ,
 Unit 4 Inchinnan Business Park,
 Newmains Avenue, Inchinnan,
 Renfrew, Renfrewshire PA4 9RR
 Tel: 0141 8125121
 Fax: 0141 8125125
 Web: www.dee-organ.co.uk

John Wilkinson

10 Parkers Close
 Downton Business Centre
 Salisbury, Wiltshire, SP5 3RB
 Tel: 0870 777 2792
 Fax: 0870 777 2793
 Email: sales@johnwilkinsonltd.com
 Web: www.johnwilkinsonltd.com

Post + Column Ltd

Road 4, Winsford Industrial Estate,
 Winsford, Cheshire,
 CW7 3RS
 Tel: 01606 550502
 Fax: 01606 550857
 Email: info@postandcolumn.co.uk
 Web: www.postandcolumn.co.uk

